

Results of CT + GTS 1966-71 - Qualifying (Heat 7)



[Motorsport Events](#)

Label Value

Date Aug 15, 2009 11:00:00 AM

Track Vålerbanen (2.261 km)

Event [NSK Classic & Sportscar Meeting 2009](#)

Group CT + GTS 1966-71




Label Value

Best Lap Tm 1:05.954

In Lap 10

Best Speed 123.413

by Tommy Brorsson

		Classification						
Pos	No.	Name	Best time	In lap	Best speed	Diff	Gap	Laps
1	11	Tommy Brorsson	1:05.954	10	123.413			11
2	61	Atle Ramberg	1:07.601	12	120.407	1.647	1.647	12
3	32	Lennart Bengtsson	1:08.186	3	119.373	2.232	0.585	8
4	4	Knut Hallan	1:09.021	5	117.929	3.067	0.835	11
5	81	Henrik Haase	1:09.414	7	117.262	3.460	0.393	10
6	46	Olle Victorin	1:10.290	11	115.800	4.336	0.876	11
7	7	Kent Bøe	1:11.283	6	114.187	5.329	0.993	10
8	72	Kai Reunanen	1:11.480	11	113.872	5.526	0.197	11
9	92	 Thomas Hjelkrem	1:11.696	8	113.529	5.742	0.216	11
10	93	 V.Mære/ P.Bjerve	1:11.831	7	113.316	5.877	0.135	9
11	38	Jan Erik Løwer	1:13.248	9	111.124	7.294	1.417	10
12	16	Sture Danielsson	1:13.961	5	110.053	8.007	0.713	6
13	67	Börje Eriksson	1:14.632	6	109.063	8.678	0.671	7
14	97	Fredrik B. Knutsen	1:16.114	9	106.940	10.160	1.482	10
15	25	 Ketil S. Thorbjørnsen	1:16.946	3	105.783	10.992	0.832	6
16	14	Ronnie Mattsson	1:19.107	2	102.894	13.153	2.161	3
17	84	Jon-Ivar Bydal	1:19.655	6	102.186	13.701	0.548	6
18	30	Ove M Billerud	1:28.593	3	91.876	22.639	8.938	4

Announcements

11:11 Weather/ Track: cloudy/ dry, 15 degrees 11:13 No. 97 without transponder

Results of CT + GTS 1966-71 - Race 1 (Heat 7)

Label Value

Date Aug 15, 2009 3:20:00 PM

Track Vålerbanen (2.261 km)

Event [NSK Classic & Sportscar Meeting 2009](#)

Group CT + GTS 1966-71



Label Value

Best Lap Tm 1:19.824

In Lap 4

Best Speed 101.969

by Atle Ramberg

Pos	No.	Name	Classification					
			Laps	Total time	Diff	Best time	In lap	Best speed
1	11	Tommy Brorsson	10	14:16.597		1:20.479	3	101.139
2	4	Knut Hallan	10	14:45.371	28.774	1:23.166	4	97.872
3	7	Kent Bøe	10	14:54.780	38.183	1:24.116	9	96.766
4	81	Henrik Haase	10	15:14.296	57.699	1:23.870	2	97.050
5	16	Sture Danielsson	10	15:16.758	1:00.161	1:26.174	8	94.455
6	72	Kai Reunanen	10	15:23.238	1:06.641	1:26.689	7	93.894
7	46	Olle Victorin	10	15:43.831	1:27.234	1:27.616	9	92.901
8	14	Ronnie Mattsson	9	14:17.550	1 Lap	1:27.800	8	92.706
9	92	 Thomas Hjelkrem	9	14:18.509	0.959	1:27.684	7	92.829
10	38	Jan Erik Løwer	9	14:43.265	25.715	1:29.574	9	90.870
11	25	 Ketil S. Thorbjørnsen	9	14:59.181	41.631	1:30.520	8	89.920
12	97	Fredrik B. Knutsen	9	15:01.658	44.108	1:30.214	8	90.225
13	67	Börje Eriksson	9	15:26.520	1:08.970	1:31.879	7	88.590
14	30	Ove M Billerud	9	15:42.723	1:25.173	1:34.885	9	85.784
Not classified (75% = 7 Laps)								
DNF	61	Atle Ramberg	4	5:59.806	6 Laps	1:19.824	4	101.969
DNS	93	 V.Mære/ P.Bjerve	0	--:--:--:--		--:--:--:--	0	-
DNS	32	Lennart Bengtsson	0	--:--:--:--		--:--:--:--	0	-
DNS	84	Jon-Ivar Bydal	0	--:--:--:--		--:~:~:~:~	0	-

Announcements

16:01 Weather/ Track: rainy/ wet, 13 degrees

Results of CT + GTS 1966-71 - Race 2 (Heat 7)

Label Value

Date Aug 16, 2009 3:25:00 PM

Track Vålerbanen (2.261 km)

Event [NSK Classic & Sportscar Meeting 2009](#)

Group CT + GTS 1966-71

Label Value

Best Lap Tm 1:07.233

In Lap 5

Best Speed 121.066

by Tommy Brorsson

			Classification					
Pos	No.	Name	Laps	Total time	Diff	Best time	In lap	Best speed
1	11	Tommy Brorsson	10	11:54.528		1:07.233	5	121.066
2	61	Atle Ramberg	10	12:04.386	9.858	1:07.939	6	119.807
3	4	Knut Hallan	10	12:04.586	10.058	1:08.217	6	119.319
4	81	Henrik Haase	10	12:30.749	36.221	1:09.397	6	117.290
5	46	Olle Victorin	10	12:39.251	44.723	1:10.835	2	114.909
6	72	Kai Reunanen	10	12:45.168	50.640	1:11.470	5	113.888
7	92	 Thomas Hjelkrem	10	12:52.303	57.775	1:10.494	5	115.465
8	93	 V.Mære/ P.Bjerve	10	12:56.355	1:01.827	1:12.092	4	112.906
9	16	Sture Danielsson	9	11:59.684	1 Lap	1:13.471	2	110.787
10	67	Börje Eriksson	9	12:03.058	3.374	1:14.879	6	108.703
11	38	Jan Erik Løwer	9	12:05.761	6.077	1:15.004	6	108.522
12	97	Fredrik B. Knutsen	9	12:12.027	12.343	1:15.775	6	107.418
13	25	 Ketil S. Thorbjørnsen	9	12:23.999	24.315	1:16.123	3	106.927
14	14	Ronnie Mattsson	9	12:32.400	32.716	1:16.401	7	106.538
15	7	Kent Böe	8	10:16.896	2 Laps	1:11.701	6	113.521
16	30	Ove M Billerud	8	12:35.158	2:18.262	1:27.009	1	93.549
Not classified (75% = 7 Laps)								
DNS	32	Lennart Bengtsson	0	--:--:--:--		--:--:--:--	0	-
DNS	84	Jon-Ivar Bydal	0	--:--:--:--		--:--:--:--	0	-

Announcements

15:44 Weather/ Track: cloudy/ dry, 19 degrees