

## Results of CT+ GTS-65 + CT/GT period E - Qualifying (Heat 5)



### [Motorsport Events](#)

Label Value

**Date** Aug 15, 2009 10:20:00 AM

**Track** Vålerbanen (2.261 km)

**Event** [NSK Classic & Sportscar Meeting 2009](#)

**Group** CT+ GTS-65 + CT/GT period E

---












Label Value

**Best Lap Tm** 1:06.572

**In Lap** 11

**Best Speed** 122.268

**by** Rolf Myggan Nilsson

		Classification						
Pos	No.	Name	Best time	In lap	Best speed	Diff	Gap	Laps
1	25	<a href="#">Rolf Myggan Nilsson</a>	1:06.572	11	122.268			12
2	22	 <a href="#">Holm Jacob Matheson</a>	1:09.175	8	117.667	2.603	2.603	11
3	2	 <a href="#">Rolf Busch</a>	1:10.409	10	115.605	3.837	1.234	11
4	3	 <a href="#">Arne Berg</a>	1:10.440	7	115.554	3.868	0.031	10
5	21	 <a href="#">Lars Bondesson</a>	1:10.607	9	115.280	4.035	0.167	11
6	23	 <a href="#">Edwin Solheim</a>	1:11.504	5	113.834	4.932	0.897	6
7	35	 <a href="#">Olof Cederberg</a>	1:12.564	7	112.171	5.992	1.060	10
8	79	 <a href="#">Dan Johansson</a>	1:14.039	9	109.937	7.467	1.475	9
9	50	<a href="#">Rune Østerud</a>	1:14.379	7	109.434	7.807	0.340	10
10	57	 <a href="#">Per Fjeld</a>	1:14.410	7	109.389	7.838	0.031	10
11	43	<a href="#">Bengt Allo</a>	1:14.931	9	108.628	8.359	0.521	10
12	4	<a href="#">Bengt Bengtzon</a>	1:15.014	9	108.508	8.442	0.083	10
13	44	<a href="#">Jan Hroar Bjørklund</a>	1:15.123	8	108.350	8.551	0.109	10
14	20	 <a href="#">Kai Roger Eriksen</a>	1:16.059	7	107.017	9.487	0.936	10
15	83	 <a href="#">Dick Gärder</a>	1:19.900	8	101.872	13.328	3.841	10
16	53	 <a href="#">Anne Grete Dahl</a>	1:25.133	6	95.610	18.561	5.233	7

## Announcements

10:25 Weather/ Track: cloudy/ dry, 14 degrees

## Results of CT+ GTS-65 + CT/GT period E - Race 1 (Heat 5)

Label Value

**Date** Aug 15, 2009 2:40:00 PM

**Track** Vålerbanen (2.261 km)

**Event** [NSK Classic & Sportscar Meeting 2009](#)

**Group** CT+ GTS-65 + CT/GT period E

Label Value

**Best Lap Tm** 1:25.394

**In Lap** 1

**Best Speed** 95.318

**by** Rolf Myggan Nilsson

Pos	No.	Name	Classification					
			Laps	Total time	Diff	Best time	In lap	Best speed
1	25	<a href="#">Rolf Myggan Nilsson</a>	10	22:29.609		1:25.394	1	95.318
2	22	<a href="#">Holm Jacob Matheson</a>	10	22:30.850	1.241	1:26.330	1	94.285
3	23	<a href="#">Edwin Solheim</a>	10	22:31.827	2.218	1:26.282	10	94.337
4	3	<a href="#">Arne Berg</a>	10	23:03.327	33.718	1:29.966	10	90.474
5	44	<a href="#">Jan Hroar Bjørklund</a>	10	23:07.449	37.840	1:29.247	2	91.203
6	57	<a href="#">Per Fjeld</a>	10	23:09.004	39.395	1:29.629	8	90.814
7	2	<a href="#">Rolf Busch</a>	10	23:20.907	51.298	1:29.839	1	90.602
8	79	<a href="#">Dan Johansson</a>	10	23:24.937	55.328	1:30.987	2	89.459
9	21	<a href="#">Lars Bondesson</a>	10	23:25.733	56.124	1:30.367	2	90.073
10	20	<a href="#">Kai Roger Eriksen</a>	10	23:27.091	57.482	1:30.418	2	90.022
11	43	<a href="#">Bengt Allo</a>	10	23:35.740	1:06.131	1:31.138	2	89.311
12	83	<a href="#">Dick Gärder</a>	10	23:43.328	1:13.719	1:30.769	2	89.674
13	53	<a href="#">Anne Grete Dahl</a>	10	23:44.586	1:14.977	1:32.005	2	88.469
DNF	42	<a href="#">Birger Knutsen</a>	9	21:04.969	1 Lap	1:26.229	2	94.395
DNF	4	<a href="#">Bengt Bengtzon</a>	7	19:04.810	3 Laps	1:29.540	2	90.905
Not classified (75% = 7 Laps)								
DNF	35	<a href="#">Olof Cederberg</a>	0	--:--:--:--		--:--:--:--	0	-
DQ	50	<a href="#">Rune Østerud</a>	10	23:07.767		1:30.586	2	89.855

## Announcements

15:09 Weather/ Track: rainy/ wet, 13 degrees 16:41 No. 50 disqualified

## Results of CT+ GTS-65 + CT/GT period E - Race 2 (Heat 5)

Label Value

**Date** Aug 16, 2009 2:45:00 PM

**Track** Vålerbanen (2.261 km)

**Event** [NSK Classic & Sportscar Meeting 2009](#)

**Group** CT+ GTS-65 + CT/GT period E

Label Value

**Best Lap Tm** 1:07.741

**In Lap** 6

**Best Speed** 120.158

**by** Rolf Myggan Nilsson

Pos	No.	Name	Laps	Classification			In lap	Best speed
				Total time	Diff	Best time		
1	25	<a href="#">Rolf Myggan Nilsson</a>	10	11:54.429		1:07.741	6	120.158
2	2	<a href="#">Rolf Busch</a>	10	12:05.869	11.440	1:08.874	9	118.181
3	22	<a href="#">Holm Jacob Matheson</a>	10	12:06.523	12.094	1:08.575	4	118.696
4	21	<a href="#">Lars Bondesson</a>	10	12:27.998	33.569	1:08.712	5	118.460
5	42	<a href="#">Birger Knutsen</a>	10	12:28.916	34.487	1:10.867	3	114.857
6	3	<a href="#">Arne Berg</a>	10	13:04.626	1:10.197	1:10.547	9	115.378
7	44	<a href="#">Jan Hroar Bjørklund</a>	9	11:57.438	1 Lap	1:14.950	2	108.600
8	23	<a href="#">Edwin Solheim</a>	9	11:58.612	1.174	1:14.424	8	109.368
9	57	<a href="#">Hans Peter Havdal</a>	9	11:58.661	1.223	1:14.361	6	109.461
10	79	<a href="#">Dan Johansson</a>	9	11:59.709	2.271	1:14.284	4	109.574
11	35	<a href="#">Olof Cederberg</a>	9	12:02.238	4.800	1:12.359	2	112.489
12	43	<a href="#">Bengt Allo</a>	9	12:07.405	9.967	1:15.136	6	108.332
13	20	<a href="#">Kai Roger Eriksen</a>	9	12:07.781	10.343	1:15.274	4	108.133
14	83	<a href="#">Dick Gärder</a>	9	12:30.969	33.531	1:17.988	8	104.370
15	50	<a href="#">Rune Østerud</a>	9	12:33.865	36.427	1:18.287	4	103.971
16	53	<a href="#">Anne Grete Dahl</a>	9	13:16.211	1:18.773	1:22.838	7	98.259
Not classified (75% = 7 Laps)								
DNS	4	<a href="#">Bengt Bengtzon</a>	0	--:--:--:--		--:--:--:--	0	-

## Announcements

14:59 Weather/ Track: cloudy/ dry, 19 degrees