





Results of Heat 10 - Tidsträning



[Karlskoga Motorstadion](#)

Date Jun 13, 2009 12:00:00 PM
Track Karlskoga Motorstadion (2.4 km)
Event [RHK Velodromloppet 2009](#)
Group Heat 10

Best Lap Tm 1:16.737
In Lap 6
Best Speed 112.592
by Hans Peter Havdal

		Classification						
Pos	No.	Name	Best time	In lap	Best speed	Diff	Gap	Laps
1	70	Hans Peter Havdal	1:16.737	6	112.592			10
2	11	Tommy Brorsson	1:17.511	7	111.468	0.774	0.774	9
3	26	Rikard Hasselblad	1:17.736	5	111.145	0.999	0.225	8
4	15	Lars Kristian Ekorness	1:18.899	9	109.507	2.162	1.163	10
5	32	Lennart Bengtsson	1:19.554	5	108.605	2.817	0.655	9
6	61	Atle Ramberg	1:20.168	10	107.774	3.431	0.614	10
7	29	 Søren P Christensen	1:20.573	9	107.232	3.836	0.405	10
8	47	Knut Chr Hallan	1:21.107	8	106.526	4.370	0.534	8
9	39	 Tage Johansson	1:21.727	9	105.718	4.990	0.620	10
10	81	Henrik Haase	1:21.756	5	105.680	5.019	0.029	10
11	46	Olle Victorin	1:22.672	9	104.509	5.935	0.916	10
12	73	Jon Tore Grimsrud	1:23.678	9	103.253	6.941	1.006	10
13	72	Kai Reunanen	1:23.698	6	103.228	6.961	0.020	9
14	71	Anders Agfors	1:23.740	7	103.176	7.003	0.042	9
15	16	Sture Danielsson	1:23.961	7	102.905	7.224	0.221	11
16	42	Axel Ekman	1:24.295	5	102.497	7.558	0.334	10
17	4	Ronnie Mattsson	1:25.353	8	101.227	8.616	1.058	9
18	38	Jan Erik Löwer	1:27.552	8	98.684	10.815	2.199	9
19	79	 Jonas Kullgren	1:28.250	5	97.904	11.513	0.698	9
20	25	 Ketil S. Thorbjørnsen	1:33.601	8	92.307	16.864	5.351	8
21	97	Fredrik Birger Knutsen	--:--:--:--	0	-		0.000	0

Results of Heat 10 - Race 1



[Karlskoga Motorstadion](#)

Label Value

Date Jun 13, 2009 4:40:00 PM

Track Karlskoga Motorstadion (2.4 km)

Event [RHK Velodromloppet 2009](#)

Group Heat 10

- [Show per class](#)
- [Show lapchart](#)



Label Value

Best Lap Tm 1:17.143

In Lap 8

Best Speed 112.000

by Hans Peter Havdal

Pos	No.	Name	Laps	Classification			Best time	In lap	Best speed
				Total time	Diff				
1	11	Tommy Brorsson	8	10:31.050		1:17.581	2	111.367	
2	70	Hans Peter Havdal	8	10:32.499	1.449	1:17.143	8	112.000	
3	26	Rikard Hasselblad	8	10:38.566	7.516	1:18.133	3	110.581	
4	47	Knut Chr Hallan	8	10:44.724	13.674	1:18.814	4	109.625	
5	15	Lars Kristian Ekorness	8	10:47.383	16.333	1:19.254	3	109.017	
6	32	Lennart Bengtsson	8	10:49.543	18.493	1:19.467	5	108.724	
7	61	Atle Ramberg	8	11:01.536	30.486	1:19.821	7	108.242	
8	39	 Tage Johansson	8	11:10.316	39.266	1:22.255	6	105.039	
9	29	 Søren P Christensen	8	11:10.538	39.488	1:20.794	7	106.939	
10	73	Jon Tore Grimsrud	8	11:11.050	40.000	1:21.267	7	106.316	
11	81	Henrik Haase	8	11:13.408	42.358	1:21.919	3	105.470	
12	71	Anders Agfors	8	11:23.856	52.806	1:23.604	6	103.344	
13	46	Olle Victorin	8	11:27.413	56.363	1:21.828	5	105.587	
14	42	Axel Ekman	8	11:29.731	58.681	1:24.174	5	102.645	
15	16	Sture Danielsson	8	11:30.154	59.104	1:23.538	5	103.426	
16	72	Kai Reunanen	8	11:30.868	59.818	1:24.262	8	102.537	

Classification

Pos	No.	Name	Laps	Total time	Diff	Best time	In lap	Best speed
17	7	Kent Böe	8	11:30.910	59.860	1:23.692	7	103.236
18	4	Ronnie Mattsson	8	11:33.453	1:02.403	1:24.223	6	102.585
19	79	 Jonas Kullgren	8	11:48.745	1:17.695	1:25.450	5	101.112
20	38	Jan Erik Löwer	7	10:33.020	1 Lap	1:27.679	5	98.541
21	25	 Ketil S. Thorbjørnsen	7	11:13.684	40.664	1:32.629	2	93.275
Not classified ()								
DNS	97	Fredrik Birger Knutsen	0	--:--:--:--		--:--:--:--	0	-

Results of Heat 10 - Race 2



[Karlskoga Motorstadion](#)

Label Value

Date Jun 14, 2009 2:45:00 PM

Track Karlskoga Motorstadion (2.4 km)

Event [RHK Velodromloppet 2009](#)

Group Heat 10

- [Show per class](#)
- [Show lapchart](#)

Label Value


Best Lap Tm 1:17.231

In Lap 3

Best Speed 111.872

by Hans Peter Havdal

Pos	No.	Name	Laps	Classification			Best time	In lap	Best speed
				Total time	Diff				
1	70	Hans Peter Havdal	12	15:51.031		1:17.231	3	111.872	
2	11	Tommy Brorsson	12	15:54.477	3.446	1:18.134	2	110.579	
3	26	Rikard Hasselblad	12	16:05.207	14.176	1:18.890	5	109.520	
4	32	Lennart Bengtsson	12	16:18.299	27.268	1:19.989	5	108.015	
5	47	Knut Chr Hallan	12	16:18.901	27.870	1:19.748	3	108.341	
6	15	Lars Kristian Ekorness	12	16:20.073	29.042	1:19.858	3	108.192	
7	29	 Søren P Christensen	12	16:20.167	29.136	1:20.005	11	107.993	
8	61	Atle Ramberg	12	16:25.231	34.200	1:19.682	3	108.431	
9	73	Jon Tore Grimsrud	12	16:43.317	52.286	1:20.430	6	107.423	
10	46	Olle Victorin	12	16:45.012	53.981	1:21.450	9	106.077	
11	81	Henrik Haase	12	16:59.254	1:08.223	1:22.054	2	105.297	
12	39	Tage Johansson	12	17:07.023	1:15.992	1:22.642	7	104.547	
13	7	Kent Bøe	12	17:22.787	1:31.756	1:22.819	7	104.324	
14	72	Kai Reunanen	11	15:54.467	1 Lap	1:23.944	6	102.926	
15	42	Axel Ekman	11	15:56.051	1.584	1:25.465	7	101.094	
16	79	 Jonas Kullgren	11	16:01.536	7.069	1:25.156	4	101.461	

Pos	No.	Name	Classification					
			Laps	Total time	Diff	Best time	In lap	Best speed
17	25	 Ketil S. Thorbjørnsen	10	15:59.126	2 Laps	1:33.122	2	92.782
18	38	Jan Erik Löwer	10	16:08.132	9.006	1:27.461	7	98.787
19	97	Fredrik Birger Knutsen	10	16:25.251	26.125	1:33.648	2	92.260
Not classified ()								
DNF	71	Anders Agfors	10	14:28.678		1:24.802	5	101.884
DNF	4	Ronnie Mattsson	10	14:29.465		1:24.928	7	101.733
DNF	16	Sture Danielsson	4	5:53.552		1:25.539	4	101.007